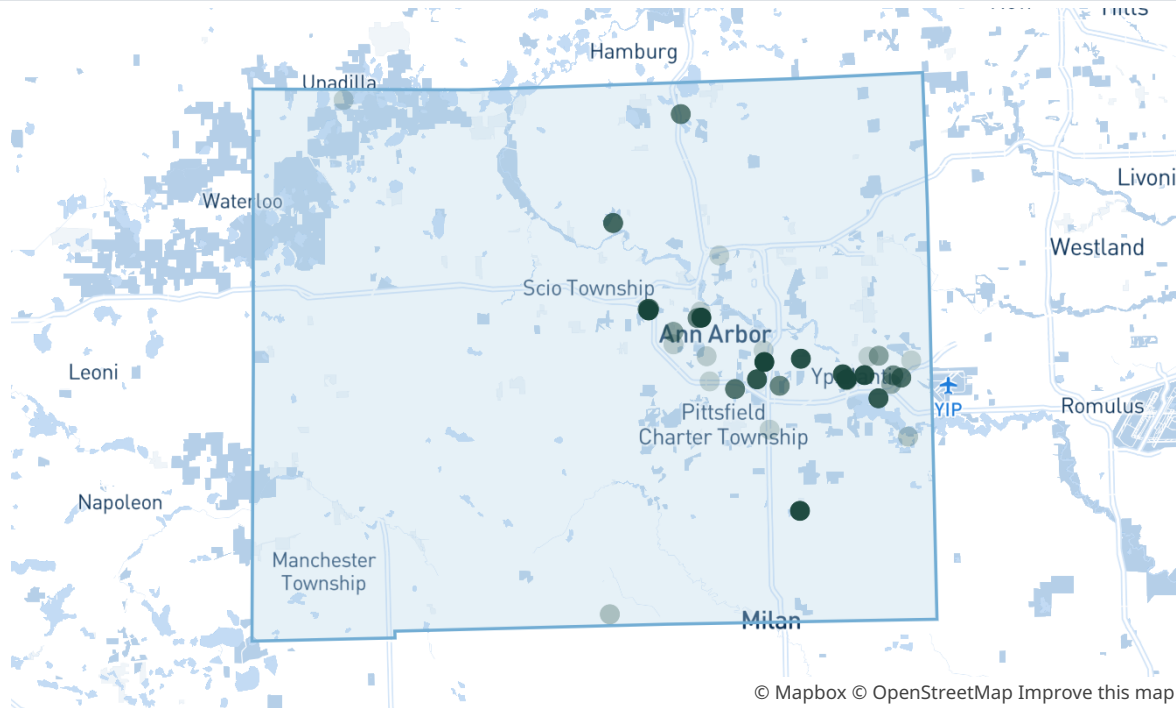


Washtenaw County

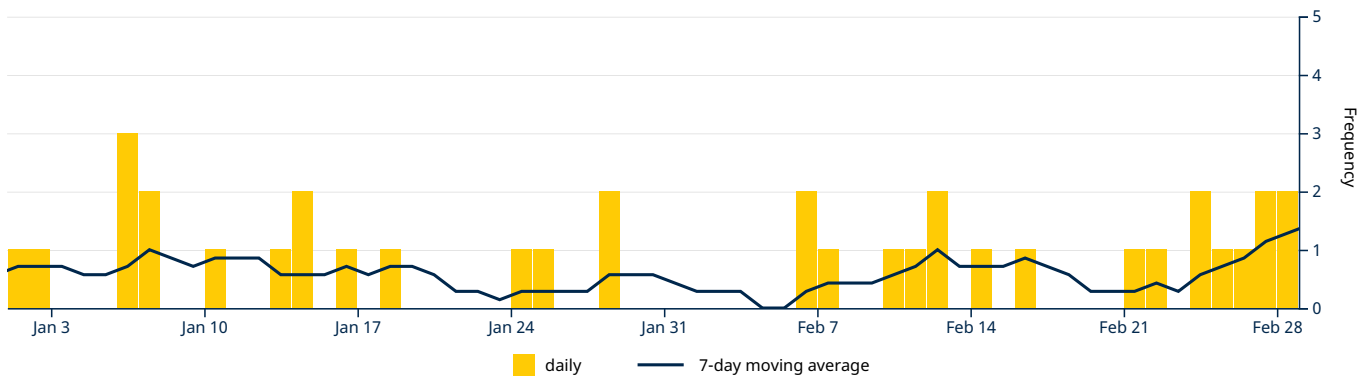
EMS Naloxone Administrations
Jan 1, 2021 to Feb 28, 2021



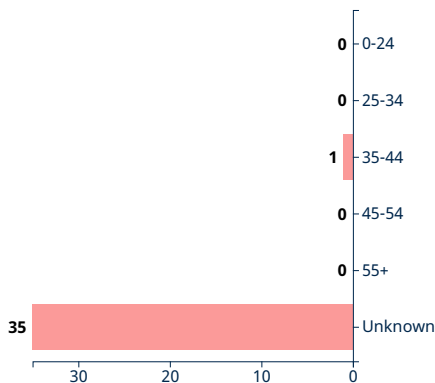
36
total
0
unmappable
incidents

* All locations on the map are approximate
** Total counts are based on mailing address, which may not correspond with municipal boundaries
*** Some incidents may be unmappable due to incomplete location information
**** All locations on the map are randomly displaced between 100 and 300 meters to protect privacy

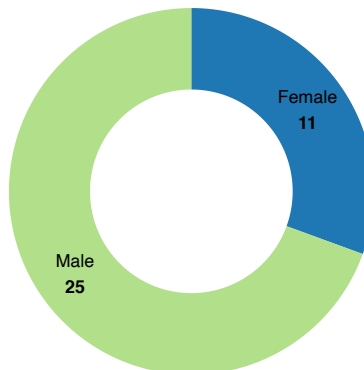
© Mapbox © OpenStreetMap Improve this map
Data Source: Michigan EMS Information System (MI-EMSIS)



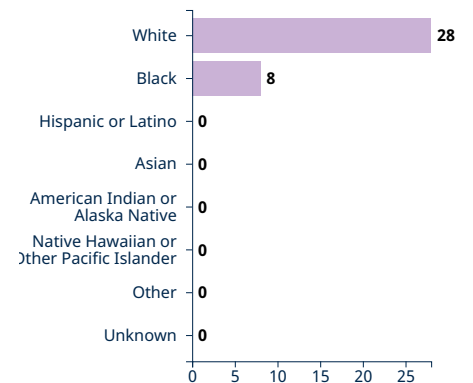
Age



Gender



Race



Frequency per City

City	Incidents	Percent
Ypsilanti	17	45.9%
Ann Arbor	10	27.0%
Dexter	4	10.8%
Chelsea	1	2.7%
Milan	1	2.7%
Saline	1	2.7%
Whitmore Lake	1	2.7%
Willis	1	2.7%
Ypsilanti Charter Twp	1	2.7%

Frequency per Zip Code

Zip Code	Incidents	Percent
48198	10	27.0%
48197	8	21.6%
48103	5	13.5%
48104	4	10.8%
48130	4	10.8%
48108	1	2.7%
48118	1	2.7%
48160	1	2.7%
48176	1	2.7%
48189	1	2.7%
48191	1	2.7%